

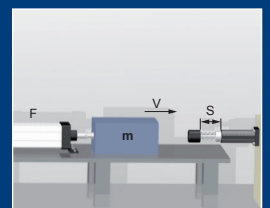
Door Dampers

WM-ZDK 2

WM-ZDK 3



2D / 3D CAD
Download



Benefits

Deceleration Characteristic:

- adjustable

Mounting:

- Installation position: any

Surface protection:

- Housing: Zinc Plated

Design:

- Flexibility relating to Stroke, Deceleration Characteristic

Temperature:

- Standard: -20°C - +80°C
- Lowtemperature: -50°C-...+60°C
- Hightemperature: 0°C-...+120°C

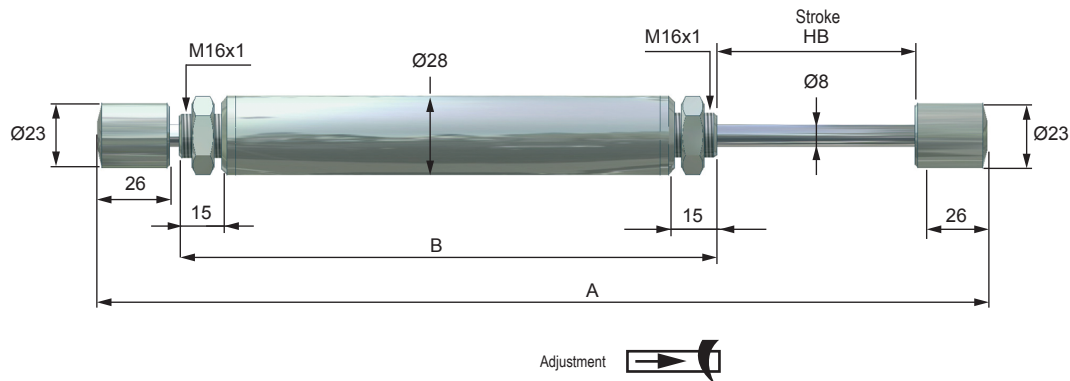
RoHS - conform:

- Directive 2002/95/EC

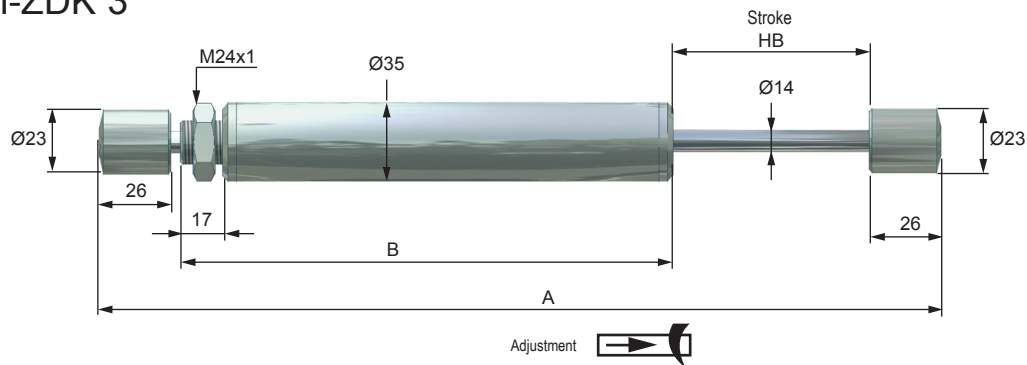
Extended Life Time:

- Special Seals + Oils
- Piston rod hard-chrome plated

WM-ZDK 2



WM-ZDK 3



OPERATING PRINCIPLE

WM-ZDK

- Double-acting without spring return
As one piston rod travels in, the opposite rod travels out

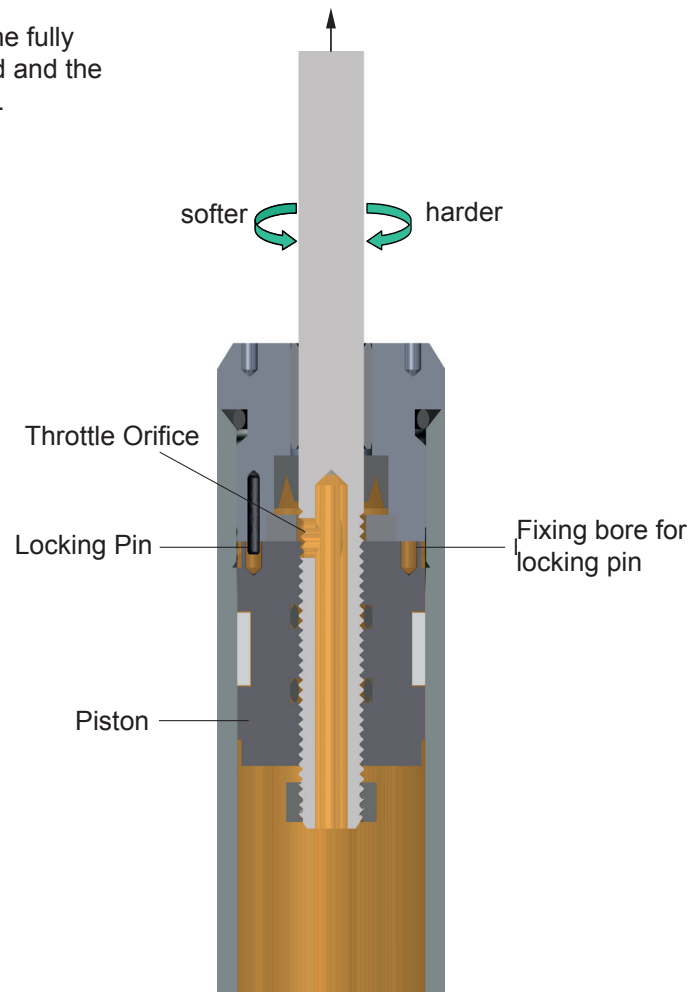
Deceleration: both sides equal
-

PERFORMANCE

	Stroke	Energy absorption	Return spring force	Impact speed	A	B	Weight
	mm	Nm/HB	N	m/s	mm	mm	g
WM-ZDK 2-120	120	250	0	0,1 - 4,0	410	237	700
WM-ZDK 3-060	60	1000	0	0,1 - 4,0	260	149	850

Adjustment

1. To adjust the damping force, pull the piston rod out to the fully extended position. The locking pin can now be engaged and the throttle orifice can be adjusted by turning the piston rod.
2. Damping:
Turn clockwise - harder deceleration
Turn anti-clockwise - softer deceleration



General Information

Door Dampers may under no circumstances be welded, painted or provided with clamps. The products must be protected against contamination, fluids and air pressure. We offer special solutions for these applications. Door Dampers should be assembled only with the fixture indicated in the catalogue.

When Door Dampers are used parallel the size of the model and the used degree of hardness / used adjustment has to be the same. The load has to be distributed equally. Upon the occurrence of vibrations and oscillation a written release by Weforma is required.

If the absorption should be insufficient, please contact Weforma or the respective representation.

You will find further technical informations to the series on the following pages and in our catalogue.

Position of installation: WM-ZDK any position.

A fixed stop must be set in the end positions 1 - 1,5 mm before the end of the stroke.

As a result of the adjustment, the total length can change up to 8 mm.

Door Dampers of the WM-ZDK series can only be used alternating.

Do not drive in the final position under full load.

