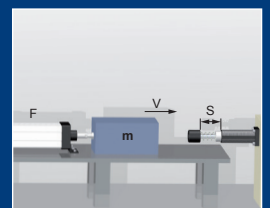


## Rotary Dampers

WRD 20



**ONLINE**  
Calculation and  
2D / 3D CAD Download



## Benefits

### **Applications:**

- Mechanical and plant engineering
- Vendingmachines, Counters
- Car industry and sanitary industry

### **Material:**

- Plastic

### **Temperature:**

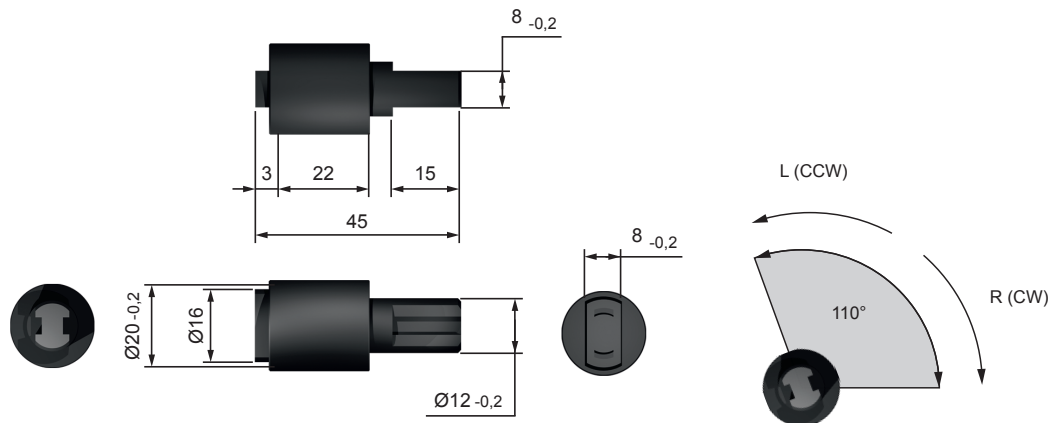
- Standard: -5°C - +50°C

### **Damping:**

- Controlled deceleration of rotary motion
- Torque up to 3,43 Nm
- clockwise or anti-clockwise

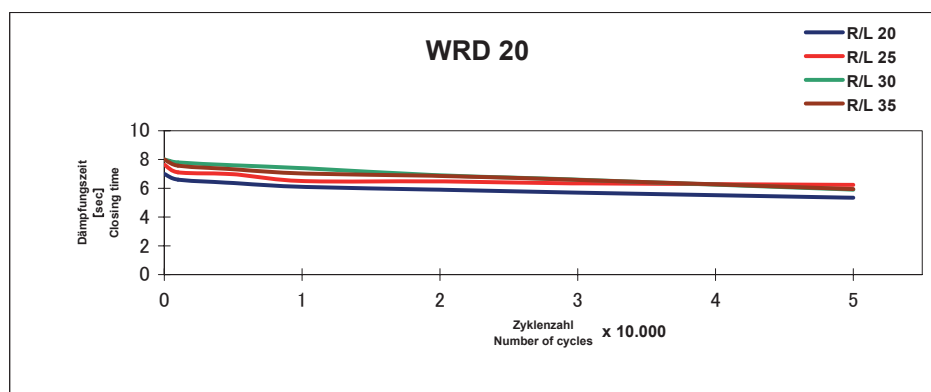
### **RoHS-compliant:**

- Directive 2002/95/EG

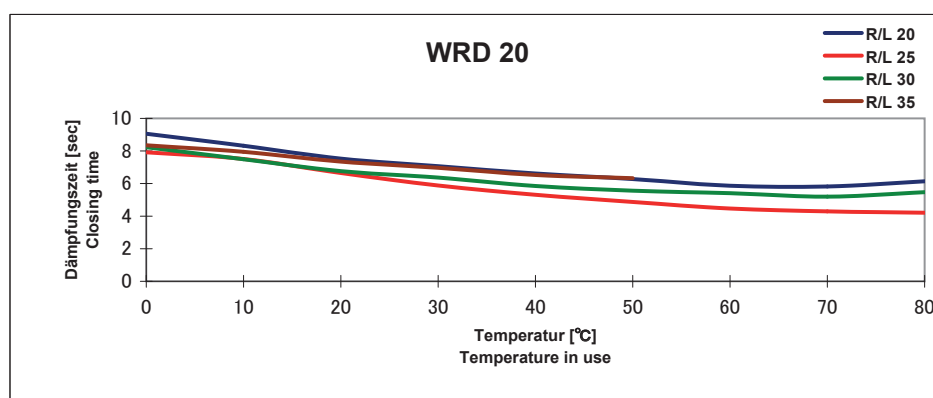


R (CW)*	L (CCW)*	M* (Nm)	Material*
WRD 20 - R20	WRD 20 - L20	1,96	Plastic
WRD 20 - R25	WRD 20 - L25	2,45	
WRD 20 - R30	WRD 20 - L30	2,94	
WRD 20 - R35	WRD 20 - L35	3,43	

## Damping time over the life time



## Closing time depending on temperature



Angle: 110°  
Life time: 50.000

**Test:**  
Damping time: 15 sec/70°  
Temp: 23°C ± 2  
Radial force: 0

## Important Information

### Temperature

WRD: -5 °C - +50 °C

Reference temperature for all technical information: 20°C

At higher temperatures the energy absorption or torque is reduced.

Mount the rotary damper at the intended bores and flats. Rotary Dampers may not be statically loaded or thermally fixed.

Rotary damper can not be used with aggressive fluids.

### Adjustment

If the mass in a trial run impacts excessively hard on the end position select the next model with higher torque for the series WRD 20.

If the mass doesn't reach the end position or the time is too long select the next model with lower torque for the series mentioned above.

Rotary dampers should under no circumstance be loaded over the damping angle mentioned in the catalogue.

**We reserve the right to make changes without further notice!**

## Fundamentals

Rotary dampers may under no circumstances be:

-painted



-welded



-held with clamps



The products must be protected against contamination, fluids and air pressure. We offer special solutions for these applications. When rotary dampers are used parallel the size of the model and the used degree of hardness / used adjustment has to be the same. The load has to be distributed equally. When a shock absorber is used for an emergency case, an external end stop must be provided. If the absorption should be insufficient, please contact Weforma or the respective representation. You will find further technical informations to the series in our catalogue.