

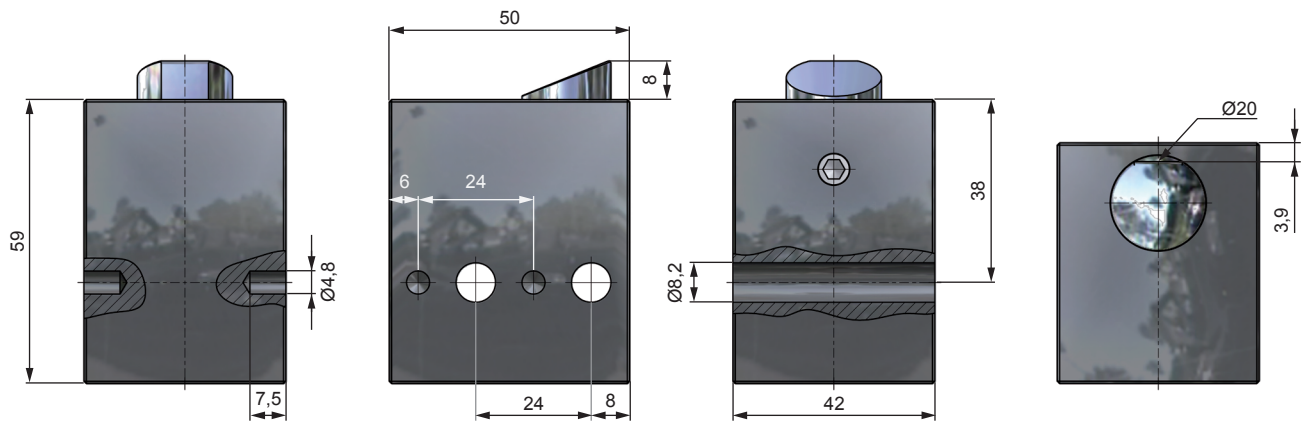
Anti-Bounce Stopper

WPR 20



ONLINE
2D / 3D CAD Download





Benefits


- Anti-bounce stopper eliminate the bounce back from pallet stoppers without damping (WPS-F) and the return of the workpiece carrier when the transfer system is shutdown
- Housing: aluminium, black anodized
- Stop plate: hardened stainless steel
- Easy mounting at profile groove of the transfer system
- Set back: WPR 20 - return spring / WPR 22 - pneumatic
- Sensor for end position WPR 22 (optional)
- RoHS compliant Directive 2002/95/EC

Technical Data

Spring return

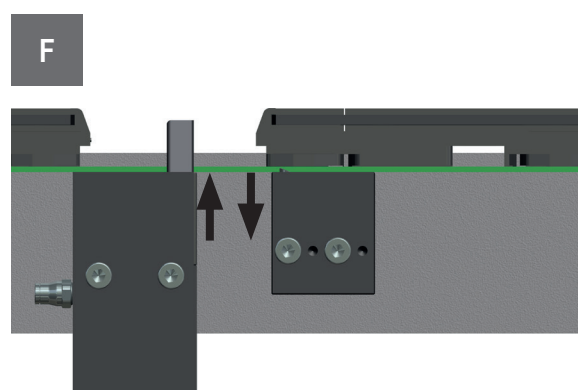
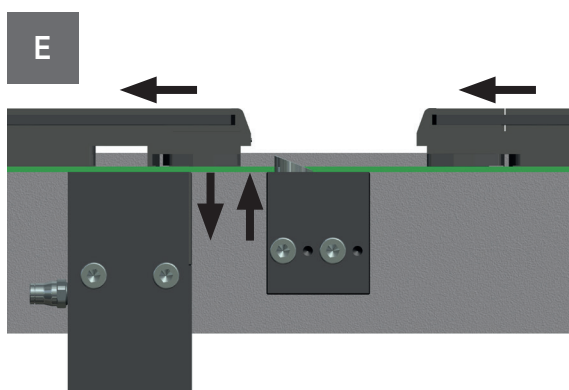
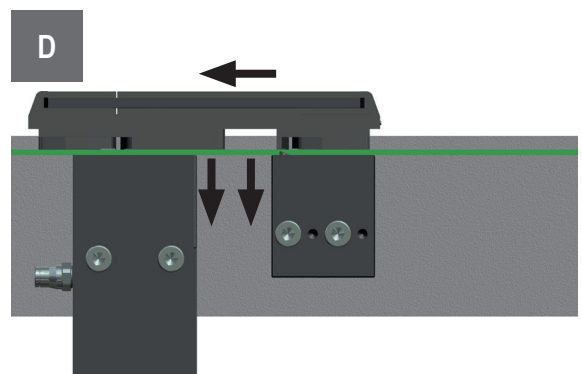
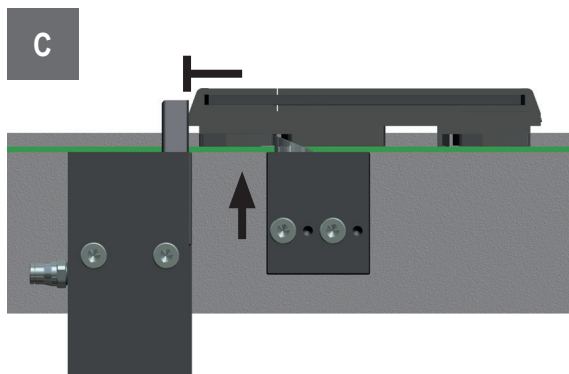
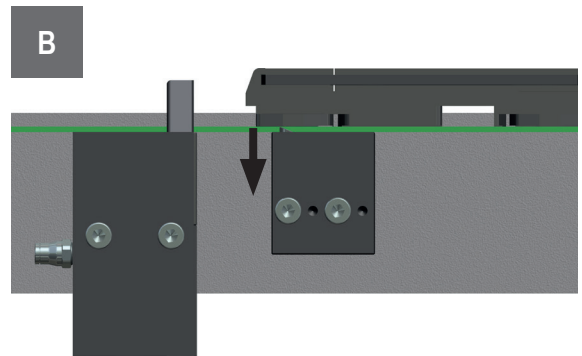
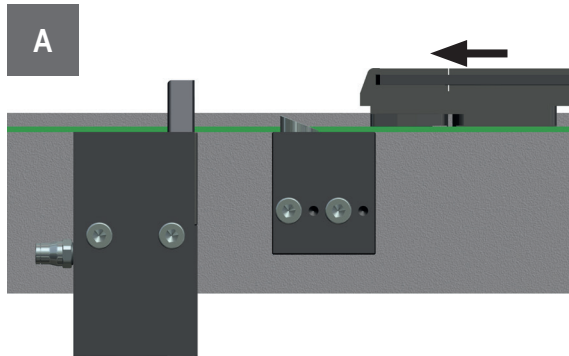
Minimum pallet weight 3Kg

Accessories



1	PRB 20-1	Fastening set
2	PRB 20-2	Fastening set PRB 20-5
3	PRB 20-5	Adapter for Bosch TS4
4	PRB 20-6	Positioning bolts
5	PRB20-TS4	Fastening set: PRB20-2, PRB20-5, PRB20-6

Working Principle



Safety Instructions

Attention

For all work on or with the pallet stopper WPR, the data sheet must be observed. The work must be performed by trained, skilled personal. Electrical connections must be in accordance with VDE0100 or the relevant national regulations. Repair and maintenance:

Electricity and compressed air must be shut down.

The work area is to prevent against accidentally switch on of electricity and compressed air.

Reference temperature for all technical information: 20°C

At a higher temperatures the energy absorption or torque is reduced.

Designated use

Anti-bounce stoppers should only be used for positioning the pallet after the stop through a pallet stopper.

Liability - Guarantee

All warranty and liability claims expire at non-designated use.

This applies even if no original spare parts are used.

Environment protection

The replacement of worn parts must be paid to proper disposal.

Wearing parts and complete stopper can be sent to

Weforma for free disposal.